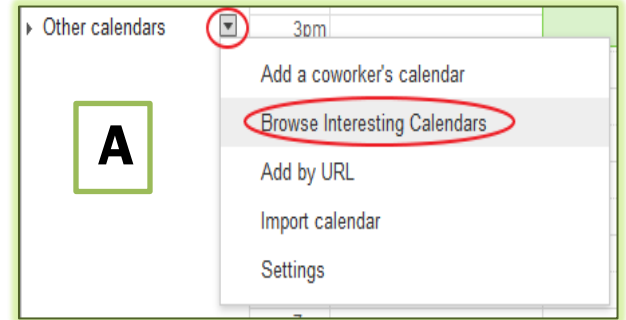


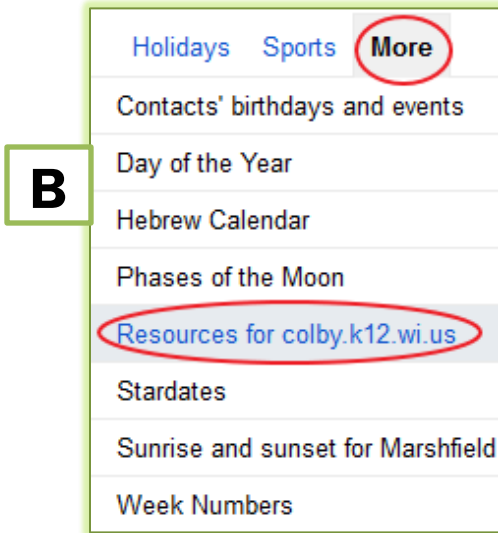
# GOOGLE CALENDAR – COLBY SCHOOL DISTRICT

## SEE A RESOURCE CALENDAR

1. In your **Calendars**, click the **drop-down** next to “**Other calendars**” (*Picture A*)
2. Click **Browse Interesting Calendars** (*Picture A*)

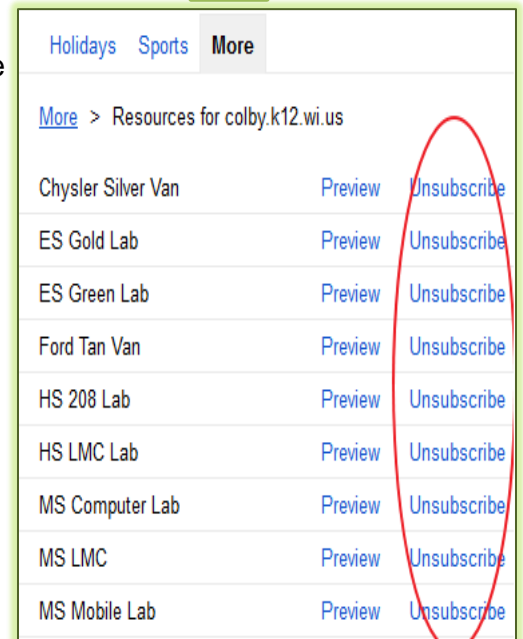


3. Click the **More** tab (*Picture B*)
4. Click **Resources for colby.k12.wi.us** (*Picture B*)



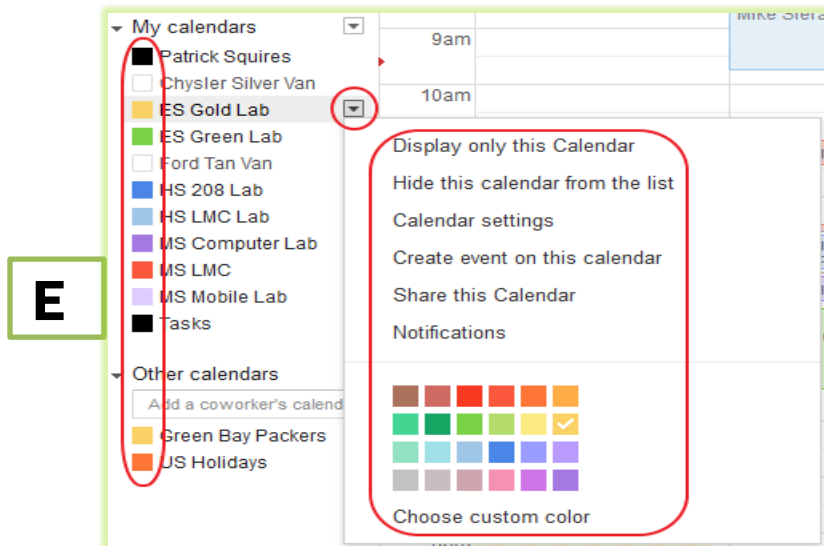
5. Click **Subscribe** next to the calendar that you wish to see (*Picture C*)
6. Click **Back to calendar** (*Picture D*)

**C**



Interesting Calendars « **Back to calendar**

**D**



7. Click in the **box** next to the calendar to toggle it on or off (*Picture E*)
8. Click the **drop-down** next to the calendar to make adjustments (*Picture E*)

Note: You may have noticed there are other "interesting" calendars that you can subscribe to. (*Sports Schedules, Holidays, etc.*)